





# Add a what3words address sticker to a photo


1. Tap the camera icon  in the action panel at the bottom of the screen and take a photo.





2. If you need to select a different location, tap the pin icon  and select the square you need to update the what3words address on your photo.




3. Use the icons on the side to change the colour and style of the what3words address sticker. Drag the sticker with your finger to move it, and use a pinching motion to resize it.



4. Once you're happy, tap the download icon  to save the photo to your phone, or tap the share icon  and select which app you'd like to share with.



## Tip:

To add a what3words address sticker to an existing photo, tap the **menu** icon  in the top corner of your screen and select **Import a photo**. The app uses the photo's geolocation information to display the what3words address.