
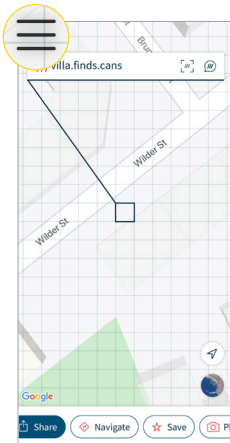
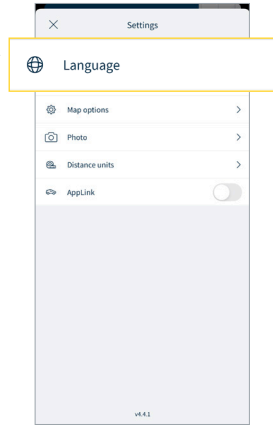


Enable dual language display

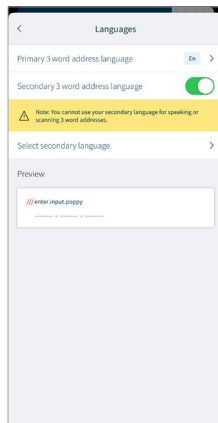
1. Tap the menu icon  in the top corner of your screen.



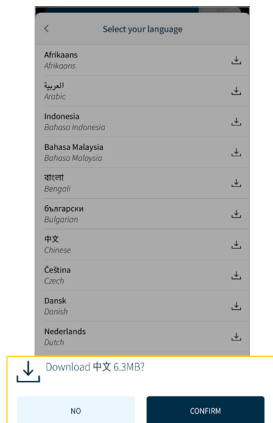
2. Tap **Settings** then **Language**.



3. Toggle on **Secondary 3 word address language** then tap **Select secondary language**.



4. Select the language you need and, if prompted, download the language pack.*



On Android devices, you'll need to restart the app once you've added a new language. On iOS, no restart is needed.

*Switching to a language other than English (UK) involves a small download, which contains the language pack.