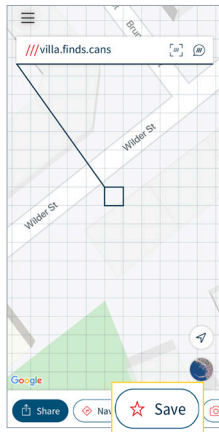
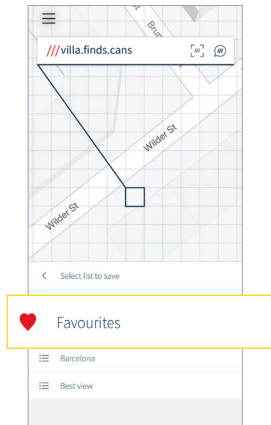


Save a what3words address

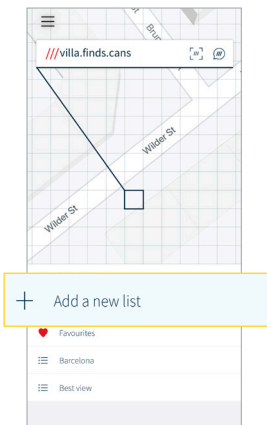
1. Select a square and tap **Save** ☆



2. You can save to an existing list, for example, 'Favourites'.



3. To save your location to a new list, tap **Add a new list** and give your list a name, for example, parking spots. Next, tap the tick icon.



4. Once you've saved to a list, you can add a description by tapping **Add Label** at the bottom of the screen. This is a way of identifying that what3words address later.

